

NOTE: TERMINAL L1 MUST  
BE POWERED BEFORE  
TERMINAL 12

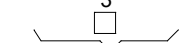
FORM 6642 VT GROUP MP3101

PROTECTOFIER  
SINGLE BURNER, MANUAL  
OPERATION, INCLUDES TIMER  
FOR PURGE AND IGNITION  
TRIAL.

SS100A FLAME PAK

ACF { C - CHECK RELAY  
F - FLAME RELAY

POC - PROOF OF CLOSURE  
CONTACT(S) FROM  
MAIN VALVE(S)



NO CONNECTION

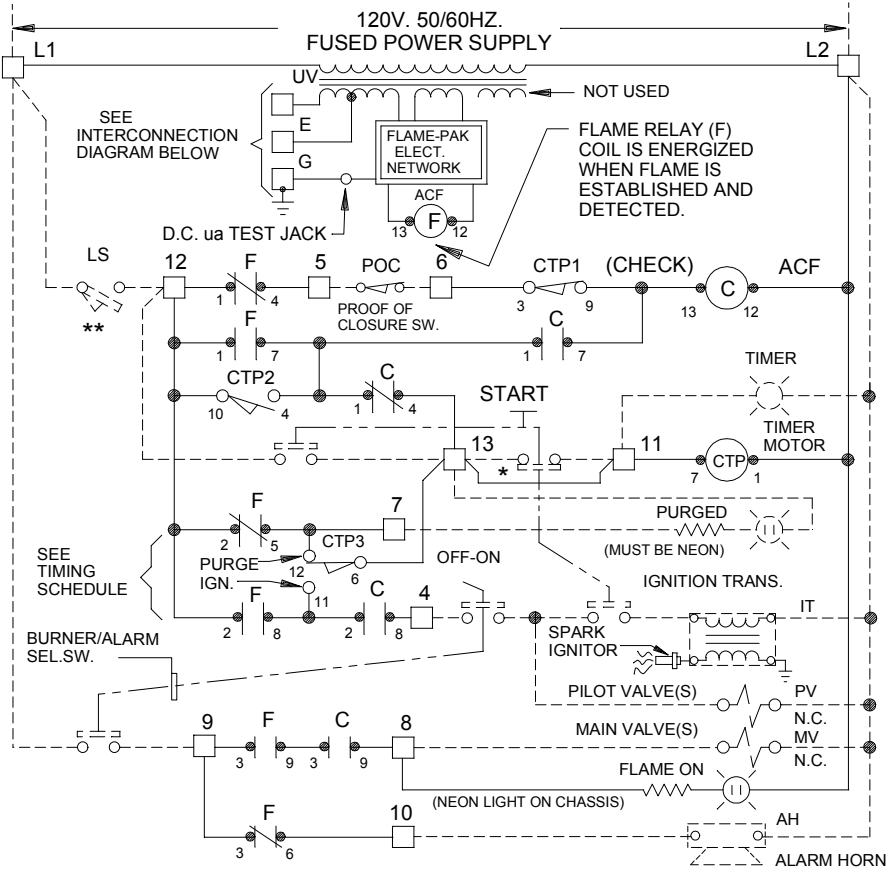
\* - JUMPER IN U300M MANUAL  
TIMOFIER FOR IGNITION  
TRIAL UNITS ONLY.

\*\* - SAFETY INTLK.SERIES CIRCUIT.  
FUEL AND AIR PRESS.SWS.,  
VENT,FANS,ETC. AS REQ'D.

NOTE: TIMER CAMS (CTP) SHOWN  
IN ZERO TIME POSITION.  
CTP2 CLOSSES BEFORE  
CTP1 OPENS.

— INTERNAL WIRING  
- - - EXTERNAL WIRING

### WIRING DIAGRAM



NOTE:  
TERMINAL L1 MUST  
BE POWERED BEFORE  
TERMINAL 12

120V.  
50/60HZ.  
FUSED  
POWER  
SUPPLY

#### NOTES:

FLAME WIRE TO BE NO. 14 TYPE TW.  
600V. INSULATED WIRE OR EQUAL. FLAME  
WIRE MUST NOT BE IN SAME CONDUITS  
WITH POWER WIRING.

IGNITION CABLE MUST BE RUN IN SEPARATE  
CONDUIT TO SPARK ELECTRODE.  
(DO NOT MIX WITH 120V.WIRING.)

ALL WIRING AND EQUIPMENT EXTERNAL TO  
PROTECTOFIER TO BE FURNISHED BY  
OTHERS UNLESS OTHERWISE SPECIFIED.

INSTALLATION, OPERATION AND MAINTENANCE  
SHALL CONFORM WITH NATIONAL FIRE  
PROTECTION ASSOCIATION STANDARDS,  
NATIONAL AND LOCAL CODES AND  
AUTHORITIES HAVING JURISDICTION.ANY  
MODIFICATION VOIDS APPROVAL.

#### U300M MANUAL TIMOFIER TIMING

RANGE	PURGE(MIN.)	IGN.(SEC.)
M	MIN.	SEC.

PROTECTION CONTROLS, INC.  
SKOKIE, ILLINOIS

WIRING DIAGRAM FOR:  
PROTECTOFIER FORM 6642VT GROUP MP3101

JOB NO.

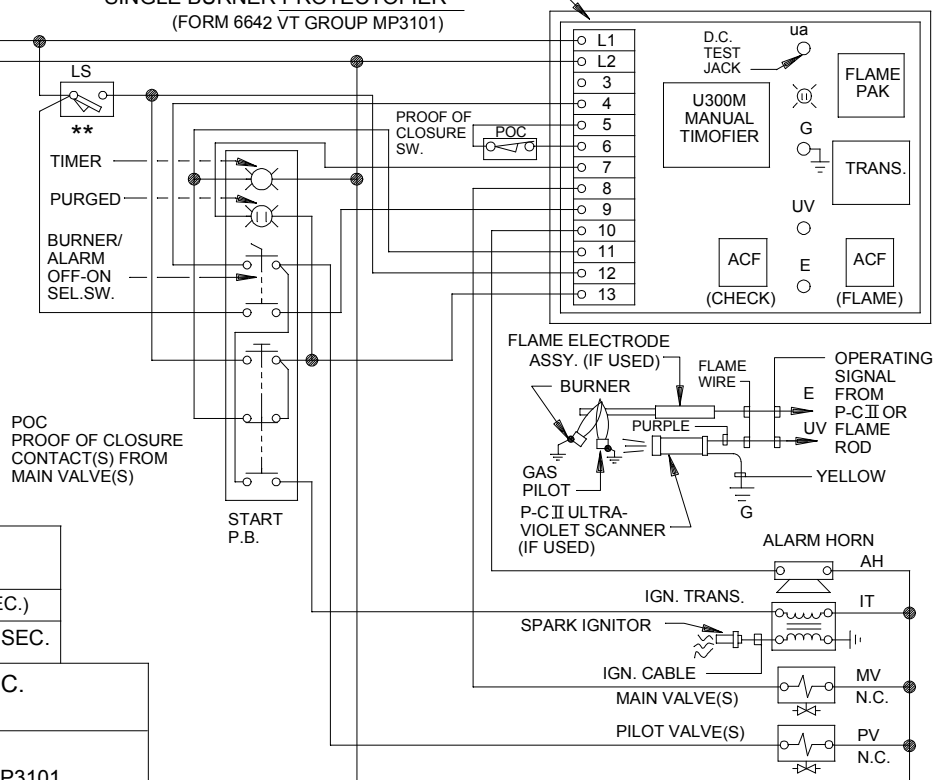
REVISED

DRAWING NO.

1-05

X-379

### SINGLE BURNER PROTECTOFIER (FORM 6642 VT GROUP MP3101)



### INTERCONNECTION DIAGRAM