



### MICRO AMP TEST METER LESS ENCLOSURE (DUAL SCALE-PROTECTIVE CIRCUIT)

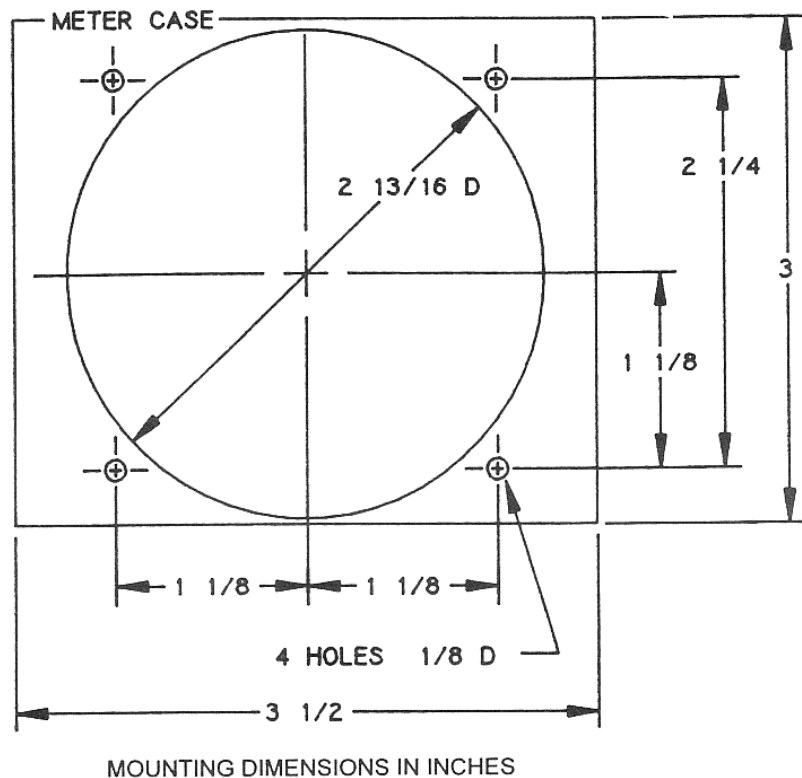
The MICRO AMP TEST METER may be used to adjust the flame and position the flame sensor for maximum signal strength. The METER allows reading the flame signal strength from both ultra-violet scanners and flame rods. (See PROTECTOFIER Service Manual PSM-1187). The 0-200 $\mu$ A scale is used when using the P-C II, P-C II W, or P-C II WRA ultra-violet scanners. The 0-50 $\mu$ A scale is used when using a flame rod. The factory installed jumper on the METER between terminals A&B should be removed when a flame rod is used in order to utilize the 0 to 50 $\mu$ A scale.

The METER includes a protective circuit to guard against damaging the METER should the wire leading to the signal source be accidentally grounded (or should the flame rod be grounded). The METER also includes a needle dampening circuit which allows easier reading of the METER with the fluctuating signal of a U-V scanner.

A test plug assembly (optional) may be used with ring tong terminals connected to the studs of the METER. The test plug is plugged directly in the "μA TEST" jack on the PROTECTOFIER chassis.



TEST PLUG  
ASSEMBLY  
WITH RING TONG  
TERMINALS  
(OPTIONALLY AVAILABLE)



PROTECTION CONTROLS, INC.

7317 N. LAWNDALE AVENUE  
P.O. BOX 287 • SKOKIE, ILLINOIS 60076-0287  
(847) 674-7676 • Chicago Phone: (773) 763-3110  
FAX: (847) 674-7009